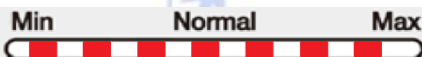




CODE ERREUR (Scintillement)	DESCRIPTION
	Défaut sonde de température

Valeurs sonde de températures							
T(°C)	R(kΩ)	T(°C)	R(kΩ)	T(°C)	R(kΩ)	T(°C)	R(kΩ)
-30	33,81	-18	16,90	2	5,87	8	4,37
-28	30,01	-16	15,15	3	5,59	10	3,97
-26	26,68	-10	10,92	4	5,32	15	3,14
-24	23,75	-5	8,39	5	5,06	20	2,50
-22	21,18	0	6,50	6	4,82	25	2,01
-20	18,90	1	6,18	7	4,59	30	1,62




*La solution assistance*



CN3	1	-	Sonde de température	CN1	1	N	Neutre
	2	-			2	-	-
CN2	1	L	Phase	3	Comp	Compresseur	
	2	-	-	4	-	-	
	3	N	Neutre	5	L	Phase	

*La solution assistance*



*La solution assistance*