



La solution assistance

ERROR CODE



La solution assistance



Français

Page de

2

à

2



English

Page

3

to

3



Español

página

4

a

4



Português

página

5

a

5



Polski

strona

6

do

6



Magyar

oldal

7

és

7



Română

pagina

8

și

8



Deutsch

Seite von

9

und


9

La solution assistance





CODES ERREUR	DESCRIPTION	VÉRIFICATION
● Less	Température haute	Sonde de température, platine de commande
● Less ● Standard	Défaut sonde de température	Sonde de température ouvert
● Extra	Défaut sonde de température	Sonde de température coupé

VALEURS SONDES TEMPERATURES									
T (°C)	R (kΩ)	T (°C)	R (kΩ)	T (°C)	R (kΩ)	T (°C)	R (kΩ)	T (°C)	R (kΩ)
10	9.6774	30	3.8990	50	1.7437	70	0.8474	90	0.4432
15	7.6313	35	3.1613	55	1.4453	75	0.7158	95	0.3812
20	6.0571	40	2.5782	60	1.2040	80	0.6071	100	0.3289
25	4.8385	45	2.1146	65	1.0078	85	0.5171		

La solution assistance




La solution assistance

ERROR CODES	DESCRIPTION	VERIFICATION
 Less	High temperature	Temperature probe, control board
 Less  Standard	Temperature sensor fault	Open temperature probe
 Extra	Temperature sensor fault	Temperature probe cut off

TEMPERATURE PROBE VALUES									
T (°C)	R (kΩ)	T (°C)	R (kΩ)	T (°C)	R (kΩ)	T (°C)	R (kΩ)	T (°C)	R (kΩ)
10	9.6774	30	3.8990	50	1.7437	70	0.8474	90	0.4432
15	7.6313	35	3.1613	55	1.4453	75	0.7158	95	0.3812
20	6.0571	40	2.5782	60	1.2040	80	0.6071	100	0.3289
25	4.8385	45	2.1146	65	1.0078	85	0.5171		

La solution assistance




La solution assistance

CÓDIGOS DE ERROR	DESCRIPCIÓN	VERIFICACIÓN
● Less	Alta temperatura	Sonda de temperatura, tablero de control
● Less ● Standard	Fallo del sensor de temperatura	Sonda de temperatura abierta
● Extra	Fallo del sensor de temperatura	Sonda de temperatura cortada





VALORES DE LA SONDA DE TEMPERATURA

T (°C)	R (kΩ)	T (°C)	R (kΩ)	T (°C)	R (kΩ)	T (°C)	R (kΩ)	T (°C)	R (kΩ)
10	9.6774	30	3.8990	50	1.7437	70	0.8474	90	0.4432
15	7.6313	35	3.1613	55	1.4453	75	0.7158	95	0.3812
20	6.0571	40	2.5782	60	1.2040	80	0.6071	100	0.3289
25	4.8385	45	2.1146	65	1.0078	85	0.5171		

La solution assistance




La solution assistance

CÓDIGOS DE ERRO	DESCRIÇÃO	VERIFICAÇÃO
 Less	Temperatura alta	Sonda de temperatura, placa de controle
 Less  Standard	Falha no sensor de temperatura	Sonda de temperatura aberta
 Extra	Falha no sensor de temperatura	Sonda de temperatura desligada

VALORES DA Sonda DE TEMPERATURA

T (°C)	R (kΩ)	T (°C)	R (kΩ)	T (°C)	R (kΩ)	T (°C)	R (kΩ)	T (°C)	R (kΩ)
10	9.6774	30	3,8990	50	1.7437	70	0,8474	90	0,4432
15	7.6313	35	3.1613	55	1.4453	75	0,7158	95	0,3812
20	6.0571	40	2.5782	60	1.2040	80	0,6071	100	0,3289
25	4.8385	45	2.1146	65	1,0078	85	0,5171		

La solution assistance




La solution assistance

KODY BŁĘDÓW	OPIS	WERYFIKACJA
● Less	Wysoka temperatura	Sonda temperatury, płyta sterująca
● Less ● Standard	Błąd czujnika temperatury	Otwarta sonda temperatury
● Extra	Błąd czujnika temperatury	Odcięty czujnik temperatury

WARTOŚCI CZUJNIKA TEMPERATURY									
T (°C)	R (kΩ)	T (°C)	R (kΩ)	T (°C)	R (kΩ)	T (°C)	R (kΩ)	T (°C)	R (kΩ)
10	9,6774	30	3,8990	50	1,7437	70	0,8474	90	0,4432
15	7.6313	35	3.1613	55	1.4453	75	0,7158	95	0,3812
20	6.0571	40	2,5782	60	1.2040	80	0,6071	100	0,3289
25	4,8385	45	2.1146	65	1.0078	85	0,5171		

La solution assistance




La solution assistance

HIBAKÓDOK	LEÍRÁS	IGAZOLÁS
● Less	Magas hőmérsékletű	Hőmérséklet szonda, vezérlőtábla
● Less ● Standard	Hőmérséklet érzékelő hiba	Nyissa ki a hőmérséklet szondát
● Extra	Hőmérséklet érzékelő hiba	A hőmérséklet szonda le van vágva

HŐMÉRSÉKLET-SZONDA ÉRTÉKEI

T (°C)	R (kΩ)	T (°C)	R (kΩ)	T (°C)	R (kΩ)	T (°C)	R (kΩ)	T (°C)	R (kΩ)
10	9,6774	30	3,8990	50	1,7437	70	0,8474	90	0,4432
15	7,6313	35	3,1613	55	1,4453	75	0,7158	95	0,3812
20	6,0571	40	2,5782	60	1,2040	80	0,6071	100	0,3289
25	4,8385	45	2,1146	65	1,0078	85	0,5171		

La solution assistance




La solution assistance

CODURI DE EROARE	DESCRIERE	VERIFICARE
● Less	Temperatura ridicata	Sonda de temperatura, placa de control
● Less ● Standard	Eroare la senzorul de temperatură	Deschideți sonda de temperatură
● Extra	Eroare la senzorul de temperatură	Sonda de temperatură întreruptă

VALORII SONDA DE TEMPERATURĂ

T (°C)	R (kΩ)	T (°C)	R (kΩ)	T (°C)	R (kΩ)	T (°C)	R (kΩ)	T (°C)	R (kΩ)
10	9,6774	30	3,8990	50	1,7437	70	0,8474	90	0,4432
15	7,6313	35	3,1613	55	1,4453	75	0,7158	95	0,3812
20	6,0571	40	2,5782	60	1.2040	80	0,6071	100	0,3289
25	4,8385	45	2,1146	65	1,0078	85	0,5171		

La solution assistance




La solution assistance

FEHLERCODES	BESCHREIBUNG	ÜBERPRÜFUNG
● Less	Hohe Temperatur	Temperaturfühler, Steuerplatine
● Less ● Standard	Fehler am Temperatursensor	Temperaturfühler öffnen
● Extra	Fehler am Temperatursensor	Temperaturfühler unterbrochen

TEMPERATURFÜHLERWERTE									
T (°C)	R (kΩ)	T (°C)	R (kΩ)	T (°C)	R (kΩ)	T (°C)	R (kΩ)	T (°C)	R (kΩ)
10	9.6774	30	3,8990	50	1.7437	70	0,8474	90	0,4432
15	7.6313	35	3.1613	55	1.4453	75	0,7158	95	0,3812
20	6.0571	40	2,5782	60	1.2040	80	0,6071	100	0,3289
25	4,8385	45	2.1146	65	1.0078	85	0,5171		

La solution assistance



La solution assistance