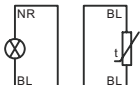


LUMIERE CAPTEUR 2



LUMIERE CAPTEUR 1



CONTROLE AFFICHAGE
PCB(A)

JN
VT

NR RG JN GR RG VT NR

CONTROLE AFFICHAGE
PCB(B)

JN
VT

RG NR

NR RG JN GR RG VT NR

RG NR

CIRCUIT DE PUISSANCE

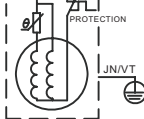
MR BL BL RG MR RG RG RG



PRISE
L
T
N



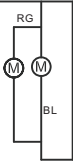
DEMARREUR



COMPRESSEUR



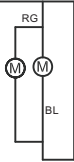
CHAUFFAGE



VENTILATEUR 1



VENTILATEUR 2



VENTILATEUR 3