



La solution assistance

ERROR CODE



La solution assistance



Français

Page de

2

à

2



English

Page

3

to

3



Español

página

4

a

4



Português

página

5

a

5



Polski

strona

6

do

6



Magyar

oldal

7

és

7



Română

pagina

8

și

8



Deutsch

Seite von

9

und


9

La solution assistance


CODE ERREUR	Description
Clignotement éclairage	Défaut sonde de température

Valeurs sonde de température							
T()	R(k Ω)	T()	R(k Ω)	T()	R(k Ω)	T()	R(k Ω)
-30	33.81	-20	18.9	0	6.495	5	5.06
-28	30.01	-18	16.9	1	6.175	6	4.818
-26	26.68	-16	15.12	2	5.873	8	4.372
-24	23.76	-10	10.92	3	5.587	10	3.972
-22	21.18	-5	8.392	4	5.315	15	3.141

La solution assistance



La solution assistance




C N 2 0 1	1	W	Compresseur	C N 7 0	1	+12V	Potentiomètre
	2	-	-		2	DATA	
	3	V	Compresseur		3	GND	
	4	-	-	C N 6 0 1	1	-	-
	5	U	Compresseur		2	AC-L	Phase
C N 8 0 1	1	LC	Sonde réfrigérateur		3	-	-
	2	+3,3V	-		4	AC-N	Neutre
	3	HW	Sonde humidité	C N 4 0 2	1	L	Phase
	4	+3,3V	-		2	L'	
	5	LDHS	Sonde congélateur	C N 1 1	1	L	Phase
	6	+3,3V	-		2	-	-
	7	+3,3V	-	3	N	Neutre	
	8	DWQ	-				
	9	GND	-				
	10	LED	Éclairage				
	11	GND	-				
	12	Door	Interrupteur de porte				
	13	GND	-				
	14	FAN	-				
	15	F/G	Ventilateur				
	16	GND	-				


ERROR CODE	Description
Flashing lighting	Temperature sensor fault

Temperature probe values							
T()	R(k Ω)	T()	R(k Ω)	T()	R(k Ω)	T()	R(k Ω)
-30	33.81	-20	18.9	0	6,495	5	5.06
-28	30.01	-18	16.9	1	6.175	6	4,818
-26	26.68	-16	15.12	2	5,873	8	4.372
-24	23.76	-10	10.92	3	5,587	10	3,972
-22	21.18	-5	8,392	4	5.315	15	3.141

La solution assistance



La solution assistance




C N 2 0 1	1	W	Compressor	C N 7 0	1	+12V	Potentiometer
	2	-	-		2	DATA	
	3	V	Compressor		3	GND	
	4	-	-	C N 6 0 1	1	-	-
	5	U	Compressor		2	AC-L	Phase
C N 8 0 1	1	LC	Refrigerator probe		3	-	-
	2	+3,3V	Humidity probe		4	AC-N	Neutral
	3	HW	Freezer probe	C N 4 0 2	1	L	Phase
	4	+3,3V	-		2	L'	
	5	LDHS	-	C N 0 1 1	1	L	-
	6	+3,3V	-		2	-	Neutral
	7	+3,3V	-		3	N	-
	8	DWQ	-				
	9	GND	-				
	10	LED	Lighting				
11	GND	Door switch					
12	Door	-					
13	GND	-					
14	FAN	Fan					
15	F/G	-					
16	GND	-					


CÓDIGO DE ERROR	Descripción
iluminación intermitente	Fallo del sensor de temperatura

Valores de la sonda de temperatura							
T()	R(k Ω)	T()	R(k Ω)	T()	R(k Ω)	T()	R(k Ω)
-30	33,81	-20	18.9	0	6.495	5	5.06
-28	30.01	-18	16.9	1	6.175	6	4.818
-26	26,68	-16	15.12	2	5.873	8	4.372
-24	23,76	-10	10.92	3	5.587	10	3.972
-22	21.18	-5	8.392	4	5.315	15	3.141

La solution assistance



La solution assistance




C N 2 0 1	1	W	Compresor	C N 7 1	1	+12V	Potenciómetro	
	2	-	-		2	DATA		
	3	V	Compresor		3	GND		
	4	-	-	C N 6 0 1	1	-	-	
	5	U	Compresor		2	AC-L	Fase	
C N 8 0 1	1	LC	Sonda frigorifico		3	-	-	
	2	+3,3V	-		4	AC-N	neutral	
	3	HW	Sonda de humedad	CN4 02	1	L	-	
	4	+3,3V	-		2	L'	-	
	5	LDHS	Sonda de congelador	C N 0 1 1	1	L	Fase	
	6	+3,3V	-		2	-	-	
	7	+3,3V	-	3	N	neutral		
	8	DWQ	-					
	9	GND	-					
	10	LED	-					
	11	GND	Encendiendo					
	12	Door	Interruptor de la puerta					
	13	GND	-					
	14	FAN	-					
	15	F/G	Admirador					
	16	GND	-					


ERRO DE CÓDIGO	Descrição
Iluminação intermitente	Falha no sensor de temperatura

Valores da sonda de temperatura							
T()	R(k Ω)	T()	R(k Ω)	T()	R(k Ω)	T()	R(k Ω)
-30	33,81	-20	18,9	0	6.495	5	5.06
-28	30.01	-18	16,9	1	6.175	6	4.818
-26	26,68	-16	15.12	2	5.873	8	4.372
-24	23,76	-10	10,92	3	5.587	10	3.972
-22	21.18	-5	8.392	4	5.315	15	3.141

La solution assistance



La solution assistance




C N 2 0 1	1	W	Compressor	C N 7 1	1	+12V	Potenciômetro
	2	-	-		2	DATA	
	3	V	Compressor		3	GND	
	4	-	-	C N 6 0 1	1	-	-
	5	U	Compressor		2	AC-L	Estágio
C N 8 0 1	1	LC	Sonda de geladeira	C N 4 0 2	3	-	-
	2	+3,3V	Sonda de umidade		4	AC-N	Neutro
	3	HW	Sonda de congelamento	C N 0 1 1	1	L	Estágio
	4	+3,3V	-		2	L'	-
	5	LDHS	-		3	N	Neutro
	6	+3,3V	-				
	7	+3,3V	-				
	8	DWQ	-				
	9	GND	-				
	10	LED	Iluminação				
	11	GND	-				
	12	Door	Interruptor de porta				
	13	GND	-				
	14	FAN	-				
	15	F/G	Fã				
	16	GND	-				


KOD BŁĘDU	Opis
Migające oświetlenie	Błąd czujnika temperatury

Wartości czujnika temperatury							
T()	R(k Ω)	T()	R(k Ω)	T()	R(k Ω)	T()	R(k Ω)
-30	33,81	-20	18.9	0	6495	5	5.06
-28	30.01	-18	16.9	1	6.175	6	4818
-26	26,68	-16	15.12	2	5873	8	4.372
-24	23,76	-10	10,92	3	5587	10	3972
-22	21.18	-5	8392	4	5.315	15	3.141

La solution assistance



La solution assistance




C N 2 0 1	1	W	Kompresor	C N 7 1	1	+12V	Potencjometr	
	2	-	-		2	DATA		
	3	V	Kompresor		3	GND		
	4	-	-	C N 6 0 1	1	-	-	
	5	U	Kompresor		2	AC-L	Faza	
C N 8 0 1	1	LC	Sonda do lodówki		3	-	-	
	2	+3,3V	Sonda do lodówki		4	AC-N	Neutralny	
	3	HW	Sonda wilgotności	C N 4 0 2	1	L	Faza	
	4	+3,3V	Sonda wilgotności		2	L'		
	5	LDHS	Sonda zamrażarki	C N 1 1	1	L	Faza	
	6	+3,3V	Sonda zamrażarki		2	-	-	
	7	+3,3V	Sonda zamrażarki		3	N	Neutralny	
	8	DWQ						
	9	GND						
	10	LED	Oświetlenie					
11	GND							
12	Door	Przełącznik drzwi						
13	GND							
14	FAN							
15	F/G	Wentylator						
16	GND							


HIBAKÓD	Leírás
Villogó világítás	Hőmérséklet érzékelő hiba

Hőmérséklet-szonda értékek							
T()	R(kΩ)	T()	R(kΩ)	T()	R(kΩ)	T()	R(kΩ)
-30	33.81	-20	18.9	0	6,495	5	5.06
-28	30.01	-18	16.9	1	6.175	6	4,818
-26	26.68	-16	15.12	2	5,873	8	4.372
-24	23.76	-10	10.92	3	5,587	10	3,972
-22	21.18	-5	8,392	4	5.315	15	3.141

La solution assistance



La solution assistance




C N 2 0 1	1	W	Kompresszor	C N 7 1	1	+12V	Potenciométer	
	2	-	-		2	DATA		
	3	V	Kompresszor		3	GND		
	4	-	-	C N 6 0 1	1	-	-	
	5	U	Kompresszor		2	AC-L	Fázis	
C N 8 0 1	1	LC	Hűtőszonda	3	-	-		
	2	+3,3V	-	4	AC-N	Semleges		
	3	HW	Páratartalom szonda	C N 4 0 2	1	L	-	
	4	+3,3V	-		2	L'	-	
	5	LDHS	Fagyasztó szonda	C N 0 1 1	1	L	Fázis	
	6	+3,3V	-		2	-	-	
	7	+3,3V	-		3	N	Semleges	
	8	DWQ	-					
	9	GND	-					
	10	LED	Világítás					
	11	GND	-					
12	Door	Ajtókapcsoló						
13	GND	-						
14	FAN	Ventilátor						
15	F/G	-						
16	GND	-						


COD DE EROARE	Descriere
Iluminare intermitentă	Eroare la senzorul de temperatură

Valorile sondei de temperatură							
T()	R(k Ω)	T()	R(k Ω)	T()	R(k Ω)	T()	R(k Ω)
-30	33,81	-20	18.9	0	6.495	5	5.06
-28	30.01	-18	16.9	1	6.175	6	4.818
-26	26.68	-16	15.12	2	5.873	8	4.372
-24	23.76	-10	10.92	3	5.587	10	3.972
-22	21.18	-5	8.392	4	5.315	15	3.141

La solution assistance



La solution assistance




C N 2 0 1	1	W	Compresor	C N 7 1	1	+12V	Potențiomtru
	2	-	-		2	DATA	
	3	V	Compresor		3	GND	
	4	-	-	C N 6 0 1	1	-	-
	5	U	Compresor		2	AC-L	Fază
C N 8 0 1	1	LC	Sonda frigiderului	C N 4 0 2	3	-	-
	2	+3,3V	Sonda de umiditate		4	AC-N	Neutru
	3	HW	Sonda congelatorului	C N 0 1 1	1	L	Fază
	4	+3,3V	-		2	L'	-
	5	LDHS	-	C N 1 1	1	L	Fază
	6	+3,3V	-		2	-	-
	7	+3,3V	-	3	N	Neutru	
	8	DWQ	-				
	9	GND	-				
	10	LED	Iluminat				
	11	GND	-				
12	Door	Comutator de ușă					
13	GND	-					
14	FAN	Ventilator					
15	F/G	-					
16	GND	-					


FEHLERCODE	Beschreibung
Blinkende Beleuchtung	Fehler am Temperatursensor

Temperaturfühlerwerte							
T()	R(k Ω)	T()	R(k Ω)	T()	R(k Ω)	T()	R(k Ω)
-30	33,81	-20	18.9	0	6.495	5	5.06
-28	30.01	-18	16.9	1	6.175	6	4.818
-26	26.68	-16	15.12	2	5.873	8	4.372
-24	23.76	-10	10.92	3	5.587	10	3.972
-22	21.18	-5	8.392	4	5.315	15	3.141

La solution assistance



La solution assistance



C N 2 0 0 1	1	W	Kompressor	C N 0 7 1	1	+12V	Potentiometer
	2	-	-		2	DATA	
	3	V	Kompressor		3	GND	
	4	-	-	C N 6 0 0 1	1	-	-
	5	U	Kompressor		2	AC-L	Phase
C N 8 0 0 1	1	LC	Kühlschranksonde	C N 4 0 2	3	-	-
	2	+3,3V	-		4	AC-N	Neutral
	3	HW	Feuchtigkeitssonde	C N 0 1 1	1	L	Phase
	4	+3,3V	-		2	L'	
	5	LDHS	Gefriersonde		3	N	
	6	+3,3V	-				
	7	+3,3V	-				
	8	DWQ	-				
	9	GND	-				
	10	LED	Beleuchtung				
	11	GND	-				
12	Door	Türschalter					
13	GND	-					
14	FAN	-					
15	F/G	Lüfter					
16	GND	-					