



La solution assistance

ERROR CODE



La solution assistance



Français

Page de

2

à

3



English

Page

4

to

5



Español

página

6

a

7



Português

página

8

a

9



Polski

strona

10

do

11



Magyar

oldal

12

és

13



Română

pagina

14

și

15



Deutsch

Seite von

16

und

17


La solution assistance




CODES ERREURS	DESCRIPTION
E2	Défaut sonde congélateur
E9	Température trop élevée

Valeurs sonde de températures							
T(°C)	R(kΩ)	T(°C)	R(kΩ)	T(°C)	R(kΩ)	T(°C)	R(kΩ)
-30	33.81	-18	16.90	2	5.87	8	4.37
-28	30.01	-16	15.15	3	5.59	10	3.97
-26	26.68	-10	10.92	4	5.32	15	3.14
-24	23.75	-5	8.39	5	5.06	20	2.50
-22	21.18	0	6.50	6	4.82	25	2.01
-20	18.90	1	6.18	7	4.59	30	1.62

Remplacement sonde de température FMF188348659 : Cette sonde est générique, vous pouvez être amené à couper les fils de la sonde défectueuse et à ressouder la nouveau lors de son remplacement si le connecteur est différent.



La solution assistance



CN4	1	GND	Éclairage	CN9	1	HW	Sonde	
	2	LED			2	-		
	3	GND	3		UP			
	4	LED	Éclairage		4	-		
	5	GND			5	Down		
	6	NC	Ventilateur		CN1	1	Comp	Compresseur
	7	FAN				2	-	-
CN7	1	+12V	Afficheur	3		L	Phase	
	2	GND		4		-	-	
	3	TXD		5		N	Neutre	
	4	RXD		6		N	Neutre	


La solution assistance




ERROR CODES	DESCRIPTION
E2	Freezer sensor fault
E9	Temperature too high

Temperature probe values							
T()	R(kΩ)	T()	R(kΩ)	T()	R(kΩ)	T()	R(kΩ)
-30	33.81	-18	16.90	2	5.87	8	4.37
-28	30.01	-16	15.15	3	5.59	10	3.97
-26	26.68	-10	10.92	4	5.32	15	3.14
-24	23.75	-5	8.39	5	5.06	20	2.50
-22	21.18	0	6.50	6	4.82	25	2.01
-20	18.90	1	6.18	7	4.59	30	1.62

Temperature sensor replacement **FMF188348659** : This probe is generic, you may have to cut the wires of the defective probe and resolder the new one when replacing it if the connector is different.



La solution assistance



CN4	1	GND	Lighting	CN9	1	HW	Probe	
	2	LED			2	-		
	3	GND	3		UP			
	4	LED	4		-			
	5	GND	5		Down			
	6	NC	Fan		CN1	1	Comp	Compressor
	7	FAN				2	-	-
CN7	1	+12V	Display	3		L	Phase	
	2	GND		4		-	-	
	3	TXD		5		N	Neutral	
	4	RXD		6		N	Neutral	


La solution assistance




CÓDIGOS DE ERROR	DESCRIPCIÓN
E2	Fallo del sensor del congelador
E9	Temperatura demasiado alta

Valores de la sonda de temperatura							
T(°C)	R(kΩ)	T(°C)	R(kΩ)	T(°C)	R(kΩ)	T(°C)	R(kΩ)
-30	33.81	-18	16.90	2	5.87	8	4.37
-28	30.01	-16	15.15	3	5.59	10	3.97
-26	26.68	-10	10.92	4	5.32	15	3.14
-24	23.75	-5	8.39	5	5.06	20	2.50
-22	21.18	0	6.50	6	4.82	25	2.01
-20	18.90	1	6.18	7	4.59	30	1.62

Reemplazo del sensor de temperatura FMF188348659 : Esta sonda es genérica, es posible que tenga que cortar los cables de la sonda defectuosa y volver a soldar la nueva al reemplazarla si el conector es diferente.



La solution assistance



CN4	1	GND	Encendiendo	CN9	1	HW	Investigacion	
	2	LED			2	-		
	3	GND	3		UP			
	4	LED	4		-			
	5	GND	5		Down			
	6	NC	Admirador		CN1	1	Comp	Compresor
	7	FAN				2	-	-
CN7	1	+12V	Mostrar	3		L	Fase	
	2	GND		4		-	-	
	3	TXD		5		N	neutral	
	4	RXD		6		N	neutral	


La solution assistance




CÓDIGOS DE ERRO	DESCRIÇÃO
E2	Falha no sensor do congelador
E9	Temperatura muito alta

Valores da sonda de temperatura							
T(°C)	R(kΩ)	T(°C)	R(kΩ)	T(°C)	R(kΩ)	T(°C)	R(kΩ)
-30	33.81	-18	16.90	2	5.87	8	4.37
-28	30.01	-16	15.15	3	5.59	10	3.97
-26	26.68	-10	10.92	4	5.32	15	3.14
-24	23.75	-5	8.39	5	5.06	20	2.50
-22	21.18	0	6.50	6	4.82	25	2.01
-20	18.90	1	6.18	7	4.59	30	1.62

Substituição do sensor de temperatura **FMF188348659** : Esta sonda é genérica, pode ser necessário cortar os fios da sonda defeituosa e soldar novamente a nova ao substituí-la se o conector for diferente.



La solution assistance



CN4	1	GND	Iluminação	CN9	1	HW	Sonda
	2	LED			2	-	
	3	GND	3		UP		
	4	LED	Iluminação		4	-	
	5	GND	Fã		5	Down	
	6	NC			1	Comp	Compressor
	7	FAN			2	-	-
CN7	1	+12V	Mostrar	CN1	3	L	Estágio
	2	GND			4	-	-
	3	TXD			5	N	Neutro
	4	RXD			6	N	Neutro


La solution assistance




KODY BŁĘDÓW	OPIS
E2	Błąd czujnika zamrażarki
E9	Zbyt wysoka temperatura

Wartości sondy temperatury							
T()	R(kΩ)	T()	R(kΩ)	T()	R(kΩ)	T()	R(kΩ)
-30	33.81	-18	16.90	2	5.87	8	4.37
-28	30.01	-16	15.15	3	5.59	10	3.97
-26	26.68	-10	10.92	4	5.32	15	3.14
-24	23.75	-5	8.39	5	5.06	20	2.50
-22	21.18	0	6.50	6	4.82	25	2.01
-20	18.90	1	6.18	7	4.59	30	1.62

Wymiana czujnika temperatury FMF188348659 : Ta sonda jest standardowa, może być konieczne przecięcie przewodów uszkodzonej sondy i przelutowanie nowej podczas jej wymiany, jeśli złącze jest inne.



La solution assistance



CN4	1	GND	Oświetlenie	CN9	1	HW	Sonda	
	2	LED			2	-		
	3	GND	3		UP			
	4	LED	4		-	Kompresor		
	5	GND	5		Down			
	6	NC	Wentylator		CN1		1	Comp
	7	FAN					2	-
CN7	1	+12V	Wyświetlacz	3		L	Faza	
	2	GND		4		-	-	
	3	TXD		5		N	Neutralny	
	4	RXD		6		N	Neutralny	


La solution assistance




HIBAKÓDOK	LEÍRÁS
E2	Fagyasztó érzékelő hiba
E9	A hőmérséklet túl magas

Hőmérséklet-szonda értékek							
T()	R(kΩ)	T()	R(kΩ)	T()	R(kΩ)	T()	R(kΩ)
-30	33.81	-18	16.90	2	5.87	8	4.37
-28	30.01	-16	15.15	3	5.59	10	3.97
-26	26.68	-10	10.92	4	5.32	15	3.14
-24	23.75	-5	8.39	5	5.06	20	2.50
-22	21.18	0	6.50	6	4.82	25	2.01
-20	18.90	1	6.18	7	4.59	30	1.62

Hőmérséklet érzékelő csere **FMF188348659** : Ez a szonda általános, előfordulhat, hogy el kell vágni a hibás szonda vezetékeit, és cserekor újra kell forrasztani az újat, ha más a csatlakozó.



La solution assistance



CN4	1	GND	Világítás	CN9	1	HW	Szonda	
	2	LED			2	-		
	3	GND	3		UP			
	4	LED	Világítás		4	-		
	5	GND			5	Down		
	6	NC	Ventilátor		CN1	1	Comp	Kompresszor
	7	FAN				2	-	-
CN7	1	+12V	Kijelző	3		L	Fázis	
	2	GND		4		-	-	
	3	TXD		5		N	Semleges	
	4	RXD		6		N	Semleges	


La solution assistance




CODURI DE EROARE	DESCRIERE
E2	Eroare la senzorul congelatorului
E9	Temperatura prea mare

Valorile sondei de temperatură							
T()	R(kΩ)	T()	R(kΩ)	T()	R(kΩ)	T()	R(kΩ)
-30	33.81	-18	16.90	2	5.87	8	4.37
-28	30.01	-16	15.15	3	5.59	10	3.97
-26	26.68	-10	10.92	4	5.32	15	3.14
-24	23.75	-5	8.39	5	5.06	20	2.50
-22	21.18	0	6.50	6	4.82	25	2.01
-20	18.90	1	6.18	7	4.59	30	1.62

Înlocuirea senzorului de temperatură FMF188348659 : Această sondă este generică, este posibil să trebuiască să tăiați firele sondei defecte și să o resedați pe cea nouă atunci când o înlocuiți dacă conectorul este diferit.



La solution assistance



CN4	1	GND	Iluminat	CN9	1	HW	Sondă	
	2	LED			2	-		
	3	GND	3		UP			
	4	LED	Iluminat		4	-		
	5	GND			5	Down		
	6	NC	Ventilator		CN1	1	Comp	Compresor
	7	FAN				2	-	-
CN7	1	+12V	Afișa	3		L	Fază	
	2	GND		4		-	-	
	3	TXD		5		N	Neutru	
	4	RXD		6		N	Neutru	


La solution assistance




FEHLERCODE	BESCHREIBUNG
S	
E2	Fehler am Gefrierschranksensor
E9	Temperatur zu hoch

Temperaturfühlerwerte							
T()	R(kΩ)	T()	R(kΩ)	T()	R(kΩ)	T()	R(kΩ)
-30	33.81	-18	16.90	2	5.87	8	4.37
-28	30.01	-16	15.15	3	5.59	10	3.97
-26	26.68	-10	10.92	4	5.32	15	3.14
-24	23.75	-5	8.39	5	5.06	20	2.50
-22	21.18	0	6.50	6	4.82	25	2.01
-20	18.90	1	6.18	7	4.59	30	1.62

Austausch des Temperatursensors FMF188348659 : Diese Sonde ist generisch. Wenn der Stecker anders ist, müssen Sie möglicherweise die Drähte der defekten Sonde abschneiden und die neue Sonde neu verlöten, wenn Sie sie austauschen.



La solution assistance



CN4	1	GND	Beleuchtung	CN9	1	HW	Sonde	
	2	LED			2	-		
	3	GND	3		UP			
	4	LED	4		-			
	5	GND	5		Down			
	6	NC	Fan		CN1	1	Comp	Kompressor
	7	FAN				2	-	-
CN7	1	+12V	Anzeige	3		L	Phase	
	2	GND		4		-	-	
	3	TXD		5		N	Neutral	
	4	RXD		6		N	Neutral	

La solution assistance