



La solution assistance

ERROR CODE



La solution assistance



Français

Page de

2

à

3



English

Page

4

to

5



Español

página

6

a

7



Português

página

8

a

9



Polski

strona

10

do

11



Magyar

oldal

12

és

13



Română

pagina

14

și

15



Deutsch


Seite von

16

und

17


La solution assistance



Codes erreurs	Signification
E0	Défaut sonde ambient
E1	Défaut sonde réfrigérateur
E3	Défaut sonde congélateur
E4	Défaut sonde dégivrage
Ec	Défaut communication (Transmission)
Er	Défaut communication (Réception)
F1	Défaut ventilateur congélateur


Valeurs sonde de températures							
T()	R(kΩ)	T()	R(kΩ)	T()	R(kΩ)	T()	R(kΩ)
-30	33.81	-18	16.90	2	5.87	8	4.37
-28	30.01	-16	15.15	3	5.59	10	3.97
-26	26.68	-10	10.92	4	5.32	15	3.14
-24	23.75	-5	8.39	5	5.06	20	2.50
-22	21.18	0	6.50	6	4.82	25	2.01
-20	18.90	1	6.18	7	4.59	30	1.62

La solution assistance



XP5	1	L	Phase	XP7	1	N	Neutre compresseur
	2	-	-		2	N	Neutre résistance
	3	N	-		3	-	-
	4	N	Neutre		4	COMP	Compresseur
XP2	1	HTR+	Résistance clapet	5	-	-	
	2	GND		6	HTR	Résistance dégivrage	
	3	- B	Clapet	XP1	1	F_led	Éclairage congélateur
	4	B			2	GND	
	5	- A			3	+5V	+5V
	6	A	4		F_Dr	Interrupteur congélateur	
	7	Vs	5		-	-	
	8	GND	Ventilateur		6	GND	Fil interrupteurs
	9	Fb	Éclairage réfrigérateur		7	R_Dr	Interrupteur réfrigérateur
	10	+12V			8	GND	Sonde réfrigérateur
	11	R_led			9	R_Sr	Sonde réfrigérateur
	12	GND	Afficheur		10	GND	Sonde évaporateur
	13	+5V			11	FF_Sr	Sonde évaporateur
	14	Rx/+			12	GND	Sonde congélateur
	15	Tx/S			13	F_Sr	Sonde congélateur


La solution assistance



Error codes	Meaning
E0	Ambient probe fault
E1	Refrigerator probe fault
E3	Freezer probe fault
E4	Defrost probe fault
Ec	Communication fault (Transmission)
Er	Communication fault (Reception)
F1	Freezer fan fault


Temperature probe values							
T()	R(kΩ)	T()	R(kΩ)	T()	R(kΩ)	T()	R(kΩ)
-30	33.81	-18	16.90	2	5.87	8	4.37
-28	30.01	-16	15.15	3	5.59	10	3.97
-26	26.68	-10	10.92	4	5.32	15	3.14
-24	23.75	-5	8.39	5	5.06	20	2.50
-22	21.18	0	6.50	6	4.82	25	2.01
-20	18.90	1	6.18	7	4.59	30	1.62

La solution assistance



XP5	1	L	Phase	XP7	1	N	Compressor neutral
	2	-	-		2	N	Neutral resistance
	3	N	-		3	-	-
	4	N	Neutral		4	COMP	Compressor
XP2	1	HTR+	Valve resistance	5	-	-	
	2	GND		6	HTR	Defrost resistance	
	3	- B	Flapper	XP1	1	F_led	Freezer lighting
	4	B			2	GND	
	5	- A			3	+5V	+5V
	6	A	Fan		4	F_Dr	Freezer switch
	7	Vs			5	-	-
	8	GND	Refrigerator lighting		6	GND	Wire switches
	9	Fb			7	R_Dr	Refrigerator switch
	10	+12V			8	GND	Refrigerator probe
	11	R_led	Display		9	R_Sr	Evaporator probe
	12	GND			10	GND	Freezer probe
	13	+5V			11	FF_Sr	
	14	Rx/+			12	GND	
	15	Tx/S			13	F_Sr	


La solution assistance



Códigos de error	Significado
E0	Fallo sonda ambiente
E1	Fallo en la sonda del refrigerador
E3	Fallo en la sonda del congelador
E4	Fallo sonda de deshielo
CE	Fallo de comunicación (Transmisión)
Eh	Fallo de comunicación (Recepción)
F1	Fallo del ventilador del congelador


Valores de la sonda de temperatura							
T()	R(kΩ)	T()	R(kΩ)	T()	R(kΩ)	T()	R(kΩ)
-30	33.81	-18	16.90	2	5.87	8	4.37
-28	30.01	-16	15.15	3	5.59	10	3.97
-26	26.68	-10	10.92	4	5.32	15	3.14
-24	23.75	-5	8.39	5	5.06	20	2.50
-22	21.18	0	6.50	6	4.82	25	2.01
-20	18.90	1	6.18	7	4.59	30	1.62

La solution assistance



XP5	1	L	Fase	XP7	1	N	Punto muerto del compresor
	2	-	-		2	N	Resistencia neutra
	3	N	-		3	-	-
	4	N	neutral		4	COMP	Compresor
XP2	1	HTR+	Resistencia de la válvula	5	-	-	
	2	GND		6	HTR	Resistencia al descongelamiento	
	3	- B	Joven a la moda	1	F_led	Iluminación del congelador	
	4	B		2	GND		
	5	- A		3	+5V	+5V	
	6	A	Admirador	4	F_Dr	interruptor del congelador	
	7	Vs		5	-	-	
	8	GND		6	GND	interruptores de alambre	
	9	Fb	Iluminación del refrigerador	7	R_Dr	interruptor del refrigerador	
	10	+12V		8	GND	Sonda frigorifico	
	11	R_led		9	R_Sr		
	12	GND		Mostrar	10	GND	Sonda evaporador
	13	+5V			11	FF_Sr	
	14	Rx/+	12		GND	Sonda de congelador	
	15	Tx/S	13	F_Sr			


La solution assistance



Códigos de erro	Significado
E0	Falha na sonda ambiente
E1	Falha na sonda do refrigerador
E3	Falha na sonda do freezer
E4	Falha na sonda de degelo
CE	Falha de comunicação (transmissão)
Er	Falha de comunicação (recepção)
F1	Falha no ventilador do freezer


Valores da sonda de temperatura							
T()	R(kΩ)	T()	R(kΩ)	T()	R(kΩ)	T()	R(kΩ)
-30	33.81	-18	16.90	2	5.87	8	4.37
-28	30.01	-16	15.15	3	5.59	10	3.97
-26	26.68	-10	10.92	4	5.32	15	3.14
-24	23.75	-5	8.39	5	5.06	20	2.50
-22	21.18	0	6.50	6	4.82	25	2.01
-20	18.90	1	6.18	7	4.59	30	1.62

La solution assistance



XP5	1	L	Estágio	XP7	1	N	Compressor neutro
	2	-	-		2	N	Resistência neutra
	3	N	-		3	-	-
	4	N	Neutro		4	COMP	Compressor
XP2	1	HTR+	Resistência da válvula	5	-	-	
	2	GND		6	HTR	Resistência ao descongelamento	
	3	- B	Melindroso	XP1	1	F_led	Iluminação do congelador
	4	B			2	GND	
	5	- A			3	+5V	+5V
	6	A	4		F_Dr	Interruptor do congelador	
	7	Vs	Fã		5	-	-
	8	GND			6	GND	Interruptores de fio
	9	Fb	Iluminação de geladeira		7	R_Dr	Interruptor da geladeira
	10	+12V			8	GND	Sonda de geladeira
	11	R_led			9	R_Sr	Sonda de evaporador
	12	GND	Mostrar		10	GND	Sonda de congelamento
	13	+5V			11	FF_Sr	
	14	Rx/+			12	GND	
	15	Tx/S			13	F_Sr	


La solution assistance



Kody błędów	Oznaczający
E0	Błąd sondy otoczenia
E1	Błąd sondy lodówki
E3	Błąd sondy zamrażarki
E 4	Błąd czujnika odszraniania
we	Błąd komunikacji (transmisja)
Er	Błąd komunikacji (odbiór)
F1	Usterka wentylatora zamrażarki


Wartości czujnika temperatury							
T()	R(kΩ)	T()	R(kΩ)	T()	R(kΩ)	T()	R(kΩ)
-30	33.81	-18	16.90	2	5.87	8	4.37
-28	30.01	-16	15.15	3	5.59	10	3.97
-26	26.68	-10	10.92	4	5.32	15	3.14
-24	23.75	-5	8.39	5	5.06	20	2.50
-22	21.18	0	6.50	6	4.82	25	2.01
-20	18.90	1	6.18	7	4.59	30	1.62

La solution assistance



XP5	1	L	Faza	XP7	1	N	Sprężarka neutralna
	2	-	-		2	N	Neutralny opór
	3	N	-		3	-	-
	4	N	Neutralny		4	COMP	Kompresor
XP2	1	HTR+	Opór zaworu	5	-	-	
	2	GND		6	HTR	Odporność na rozmrażanie	
	3	- B	Podłotek	1	F_led	Oświetlenie zamrażarki	
	4	B		2	GND		
	5	- A		3	+5V	+5 V	
	6	A	Wentylator	4	F_Dr	Przełącznik zamrażarki	
	7	Vs		5	-	-	
	8	GND		6	GND	Przełączniki drutowe	
	9	Fb	Oświetlenie lodówki	7	R_Dr	Przełącznik lodówki	
	10	+12V		8	GND	Sonda do lodówki	
	11	R_led		9	R_Sr		
	12	GND	Wyświetlacz	10	GND	Sonda parownika	
	13	+5V		11	FF_Sr		
	14	Rx/+		12	GND	Sonda zamrażarki	
	15	Tx/S		13	F_Sr		


La solution assistance



Hibakódok	Jelentése
E0	Környezeti szonda hiba
E1	Hűtőszonda hiba
E3	Fagyasztó szonda hiba
E4	Leolvasztás szonda hibája
Ec	Kommunikációs hiba (átvitel)
Er	Kommunikációs hiba (Recepció)
F1	Fagyasztó ventilátor hiba


Hőmérséklet-szonda értékek							
T()	R(kΩ)	T()	R(kΩ)	T()	R(kΩ)	T()	R(kΩ)
-30	33.81	-18	16.90	2	5.87	8	4.37
-28	30.01	-16	15.15	3	5.59	10	3.97
-26	26.68	-10	10.92	4	5.32	15	3.14
-24	23.75	-5	8.39	5	5.06	20	2.50
-22	21.18	0	6.50	6	4.82	25	2.01
-20	18.90	1	6.18	7	4.59	30	1.62

La solution assistance



XP5	1	L	Fázis	XP7	1	N	Kompresszor semleges
	2	-	-		2	N	Semleges ellenállás
	3	N	-		3	-	-
	4	N	Semleges		4	COMP	Kompresszor
XP2	1	HTR+	Szelep ellenállás	5	-	-	
	2	GND		6	HTR	Leolvastási ellenállás	
	3	- B	Légycsapó	XP1	1	F_led	Fagyasztó világítás
	4	B			2	GND	
	5	- A			3	+5V	+5V
	6	A			4	F_Dr	Fagyasztó kapcsoló
	7	Vs			5	-	-
	8	GND	Ventilátor		6	GND	Vezetékes kapcsolók
	9	Fb			7	R_Dr	Hűtőszekrény kapcsoló
	10	+12V	Hűtőszekrény világítás		8	GND	
	11	R_led			9	R_Sr	Hűtőszonda
	12	GND			10	GND	
	13	+5V	Kijelző		11	FF_Sr	Párolgató szonda
	14	Rx/+			12	GND	
	15	Tx/S			13	F_Sr	Fagyasztó szonda


La solution assistance



Coduri de eroare	Sens
E0	Defecțiune sonda de mediu
E1	Defecțiune sonda frigiderului
E3	Eroare sonda congelatorului
E4	Eroare sonda de dezghețare
Ec	Eroare de comunicare (transmisie)
Er	Eroare de comunicare (recepție)
F1	Defecțiune a ventilatorului congelatorului


Valorile sondei de temperatură							
T()	R(kΩ)	T()	R(kΩ)	T()	R(kΩ)	T()	R(kΩ)
-30	33.81	-18	16.90	2	5.87	8	4.37
-28	30.01	-16	15.15	3	5.59	10	3.97
-26	26.68	-10	10.92	4	5.32	15	3.14
-24	23.75	-5	8.39	5	5.06	20	2.50
-22	21.18	0	6.50	6	4.82	25	2.01
-20	18.90	1	6.18	7	4.59	30	1.62

La solution assistance



XP5	1	L	Fază	XP7	1	N	Compresor neutru
	2	-	-		2	N	Rezistență neutră
	3	N	-		3	-	-
	4	N	Neutru		4	COMP	Compresor
XP2	1	HTR+	Rezistența supapei	XP1	5	-	-
	2	GND			6	HTR	Rezistența la dezghețare
	3	- B	Flapper		1	F_led	Iluminarea congelatorului
	4	B			2	GND	
	5	- A			3	+5V	+5V
	6	A			4	F_Dr	Comutator congelator
	7	Vs		5	-	-	
	8	GND	Ventilator	6	GND	Înterupătoare cu fir	
	9	Fb		7	R_Dr	Comutator frigider	
	10	+12V	Iluminarea frigiderului	8	GND	Sonda frigiderului	
	11	R_led		9	R_Sr		
	12	GND	Afișa	10	GND	Sondă evaporator	
	13	+5V		11	FF_Sr		
	14	Rx/+		12	GND	Sonda congelatorului	
	15	Tx/S		13	F_Sr		


La solution assistance



Fehlercodes	Bedeutung
E0	Fehler der Umgebungssonde
E1	Fehler der Kühlschranksonde
E3	Fehler der Gefriersonde
E4	Fehler des Abtaufühlers
Ec	Kommunikationsfehler (Übertragung)
Ähm	Kommunikationsfehler (Empfang)
F1	Störung des Gefriergebläses

Temperaturfühlerwerte							
T()	R(kΩ)	T()	R(kΩ)	T()	R(kΩ)	T()	R(kΩ)
-30	33.81	-18	16.90	2	5.87	8	4.37
-28	30.01	-16	15.15	3	5.59	10	3.97
-26	26.68	-10	10.92	4	5.32	15	3.14
-24	23.75	-5	8.39	5	5.06	20	2.50
-22	21.18	0	6.50	6	4.82	25	2.01
-20	18.90	1	6.18	7	4.59	30	1.62

La solution assistance



XP5	1	L	Phase	XP7	1	N	Kompressor neutral
	2	-	-		2	N	Neutraler Widerstand
	3	N	-		3	-	-
	4	N	Neutral		4	COMP	Kompressor
XP2	1	HTR+	Ventilwiderstand	5	-	-	
	2	GND		6	HTR	Abtaubeständigkeit	
	3	- B	Flapper	1	F_led	Gefrierschrankbeleuchtung	
	4	B		2	GND		
	5	- A		3	+5V	+5V	
	6	A	Lüfter	4	F_Dr	Gefrierschalter	
	7	Vs		5	-	-	
	8	GND		6	GND	Drahtschalter	
	9	Fb	Kühlschrankbeleuchtung	7	R_Dr	Kühlschrankschalter	
	10	+12V		8	GND	Kühlschranksonde	
	11	R_led		9	R_Sr		
	12	GND		Anzeige	10	GND	Verdampfersonde
	13	+5V			11	FF_Sr	
	14	Rx/+	12		GND	Gefriersonde	
	15	Tx/S		13	F_Sr		

La solution assistance