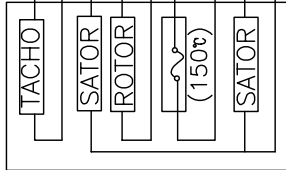


PCB CONTROL

1 2 5 3 1 0 7
1 2 5 3 1 0 7

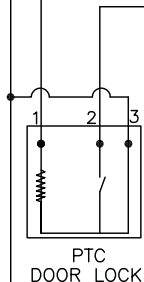
3 4 10 9 8 7 6 5 1
3 4 10 9 8 7 6 5 1



WASHING MOTOR

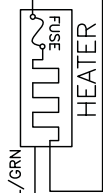
YEL/GRN

1 4
1 4



PTC DOOR LOCK

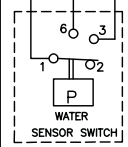
2 1 3 4
2 1 3 4



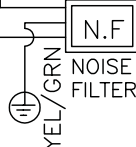
HEATER

YEL/GRN

5 1 2 4 9 8 3 6
5 1 2 4 9 8 3 6



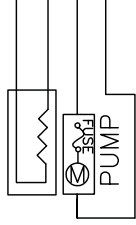
WATER SENSOR SWITCH



N.F. NOISE FILTER

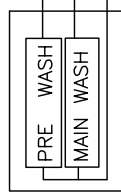
YEL/GRN

THERMISTOR



THERMISTOR

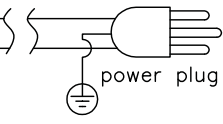
PUMP



VALVE

2 3 5
2 3 5

PRE WASH
MAIN WASH



power plug