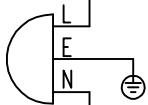


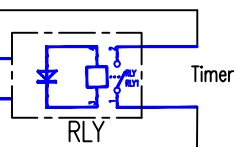
**AC INPUT
220-240Vac**



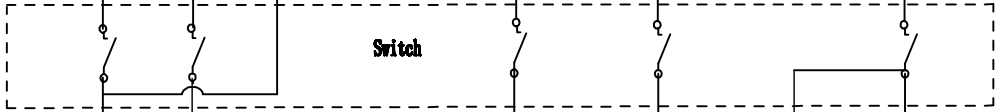
Thermostat

M2

cooling
motor



Timer



Switch

⊗

lamp

M1

convection
motor

Thermostat cut-out

Energy regulator

bottom
element
1100W
230Vac

top
element
950W
230Vac

RM

Rotation
motor

grill
element
2000W
230Vac



Heater
Indication
Lamp